

southco

PROPRIETARY ITEM - EXCEPT FOR USE EXPRESSLY
 GRANTED BY WRITING INFORMATION DISCLOSED
 HEREON IS CONFIDENTIAL AND ALL RIGHTS PATENT
 AND OTHERWISE ARE RESERVED BY SOUTHCOR, INC.

SOUTHCOR No. 47 CAPTIVE FASTENER
8-32 THREAD, PRESS-IN STYLE

DATE	DRAWN	CHKD	SCALE	DRAWING NUMBER
16JUN94	JCK		2:1	J-47-3-832

REV	DATE	DRAWN/CHKD	DESCRIPTION
I	24OCT2002	DLH/AJH	PRN: P2002-0829
J	03SEP2003	AAB/QHW	PRN: P2003-0769

PART NUMBER	SCREW PROJECTION		PANEL THICKNESS	
	P-1	P-2	A. MIN	A. MAX
47-60-3X1-YZ	.02	.22	.036	-
47-81-3X1-YZ	.08	.28		
47-82-3X1-YZ	.15	.35		
47-63-3X1-YZ	.21	.41		

INCHES

ALL DIMENSIONS WITHOUT TOLERANCES ARE FOR REFERENCE ONLY.

B
PAPER SIZE

MATERIAL AND FINISH.

KNOB: 8000 SERIES ALUMINUM

SCREW: 400 SERIES STAINLESS STEEL, PASSIVATED;
 OR HARDENED CARBON STEEL, ZINC PLATE,
 CHROMATE PLUS SEALER (SEE *Z* TABLE)
 (NOTE: KNOB AND TOP OF SCREW AVAILABLE
 WITH POWDER COATING; SEE *Y* TABLE)

FERRULE: HARDENED CARBON STEEL; ZINC PLATE,
 CHROMATE PLUS SEALER

SPRING: 300 SERIES STAINLESS STEEL, PASSIVATED

Z KNOB TYPE AND SCREW MATERIAL

***X* SCREW RECESS**

- 0 - SLOTTED
- 2 - No. 2 PHILLIPS
- 4 - T25 TORX*
- 6 - T25 TORX/SLOT COMBINATION
- 8 - No. 2 PHILLIPS/SLOT COMBINATION

***Y* FINISH ON KNOB & SCREW HEAD**


- 2 - BRIGHT
- 4 - CUSTOM COLOR SEE J-47-0-3
FOR ADDITIONAL SUFFIX
- 6 - BLACK POWDER COATED

KNOB	SCREW MATERIAL	RECESS	
		SLOTTED PHILLIPS	TORX* PHILLIPS/SLOT
KNURLED	STAINLESS STEEL	0	N/A
SMOOTH	STAINLESS STEEL	1	N/A
KNURLED	STEEL	4	0
SMOOTH	STEEL	5	1

KNURLED KNOBS



SLOTTED RECESS



No. 2 PHILLIPS RECESS



T25 TORX* RECESS



T25 TORX*/SLOT RECESS



No. 2 PHILLIPS/SLOT RECESS

SMOOTH KNOBS



SLOTTED RECESS



No. 2 PHILLIPS RECESS



T25 TORX* RECESS



T25 TORX*/SLOT RECESS

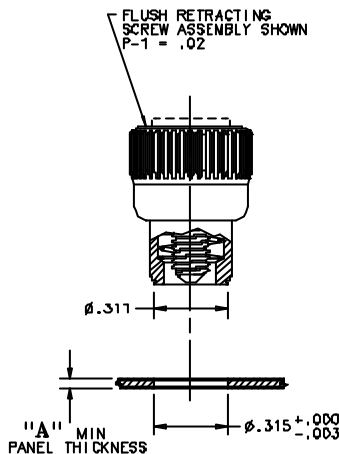


No. 2 PHILLIPS/SLOT RECESS

TO INSTALL FASTENER.

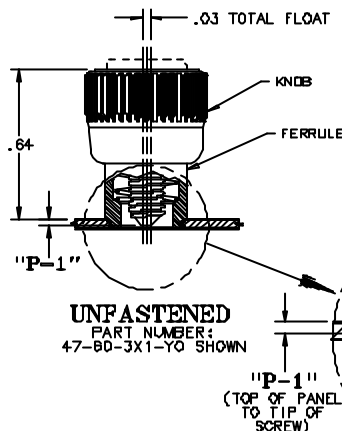
1. DRILL OR PUNCH HOLE AS SHOWN BELOW
2. PLACE FERRULE INTO INSTALLATION HOLE.
3. PROVIDE SOLID BACK-UP BEHIND HOLE WITH CLEARANCE HOLE ϕ 173 $\frac{+0.008}{-.004}$ FOR SCREW
4. PRESS PART INTO PANEL UNTIL RECOMMENDED LOAD IS APPLIED.
5. FOR INSTALLATION FORCE GUIDELINES SEE DRAWING TD-47-8-J

NOTE: KNOB AND SCREW ARE SPRING LOADED OUTWARD, AS SHOWN BELOW



PANEL PREPARATION

PART NUMBER:
47-80-3X1-Y0 SHOWN

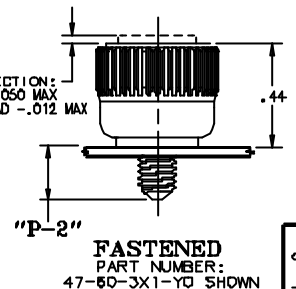


UNFASTENED
PART NUMBER:
47-80-3X1-Y0 SHOWN

"P-1"
(TOP OF PANEL TO TIP OF SCREW)

SCALE: 4:1

SCREW PROJECTION:
TORX* HEAD -.050 MAX
NON-TORX* HEAD -.012 MAX



FASTENED
PART NUMBER:
47-80-3X1-Y0 SHOWN

SCALE: 4:1 TORX* IS A REGISTERED TRADEMARK OF THE CANCOR DIVISION OF TEXTRON, INC.

DRAWING NUMBER
J-47-3-832