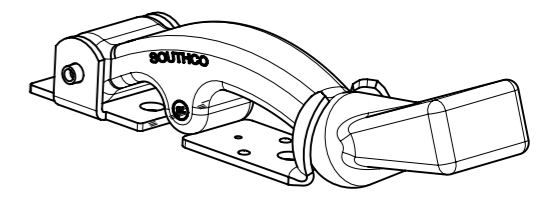
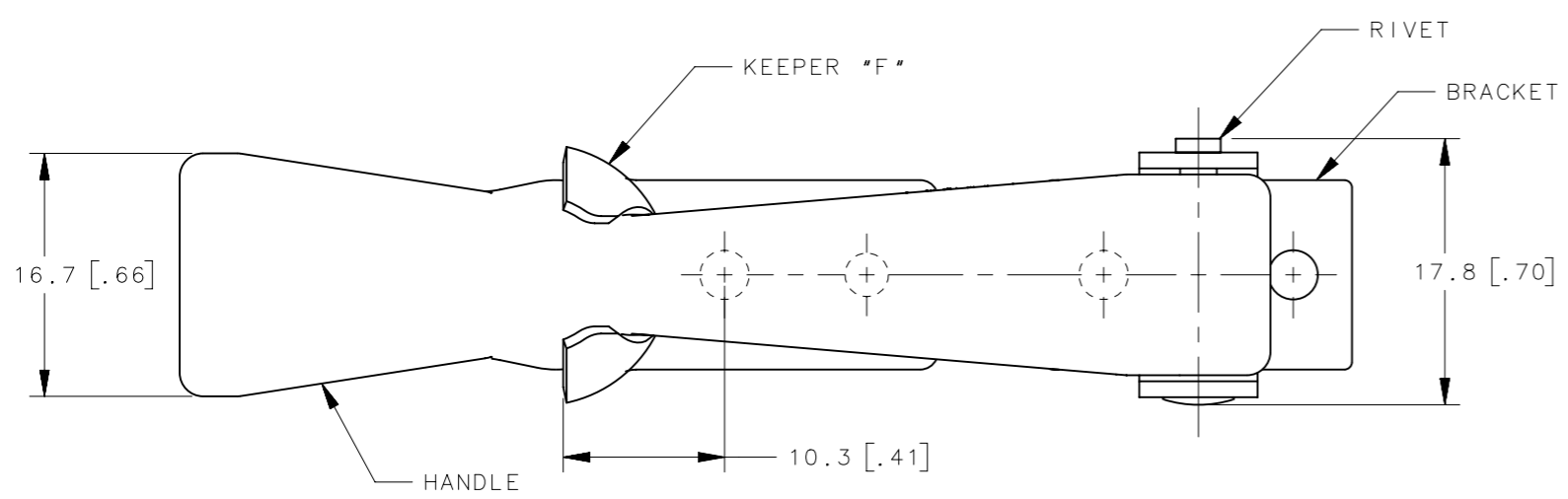
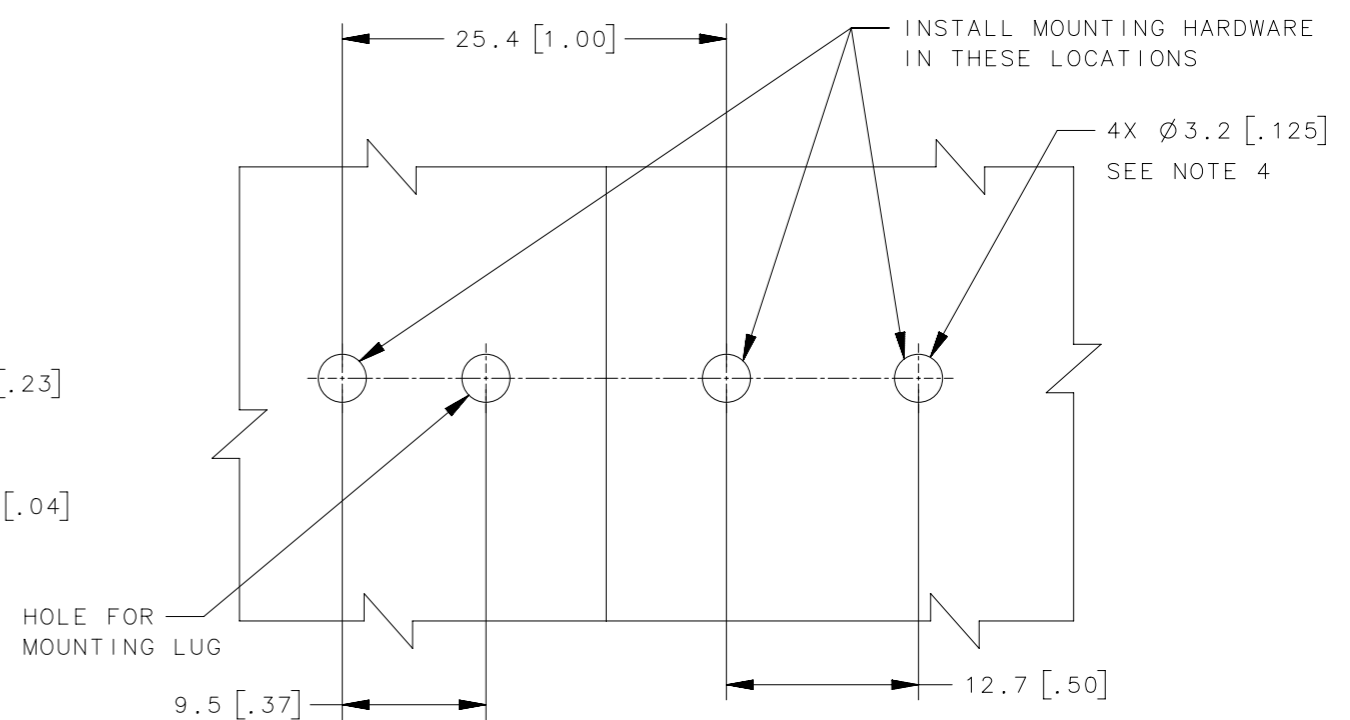
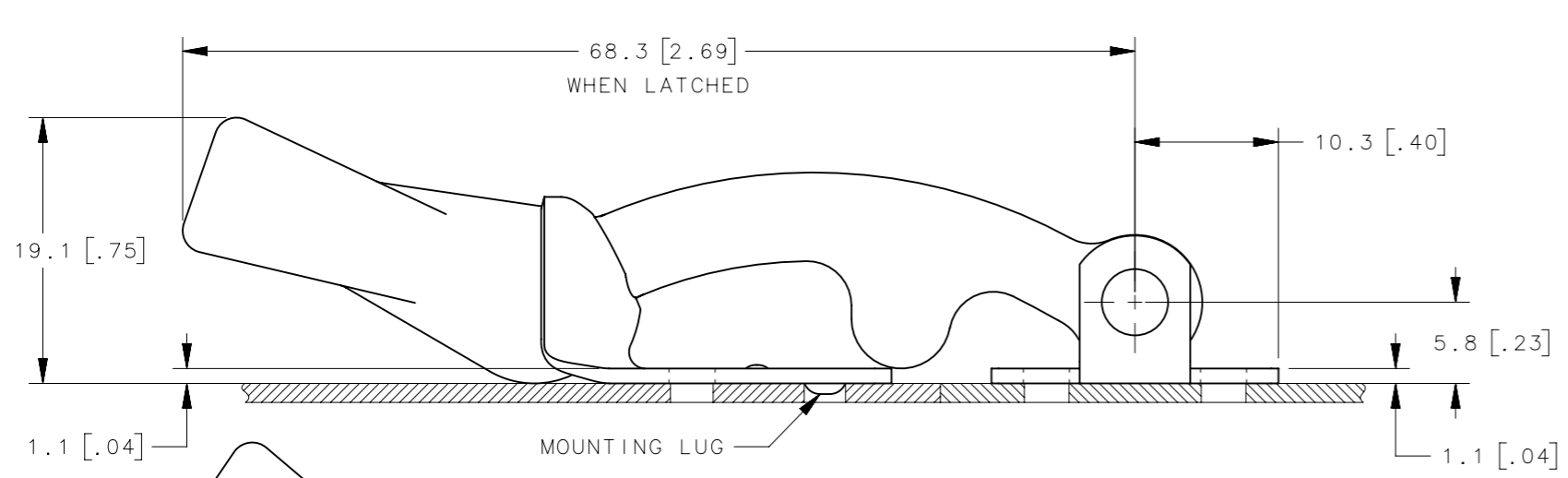


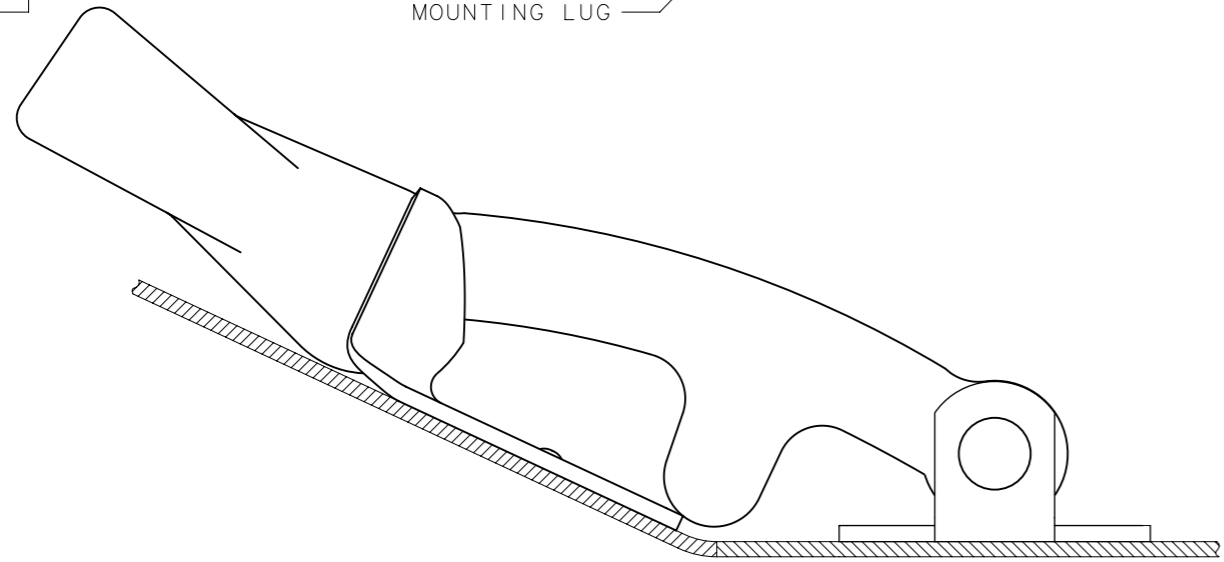
REVISION HISTORY			
REV	DATE	BY	DESCRIPTION
B	03FEB2016	SAK/DMS	PRN:P2023-0949



SCALE 1:1



PANEL PREPARATION



SUITABLE FOR NON-COPLANAR MOUNTING

- NOTES:
- LATCH PACKAGED ONE HANDLE SUB-ASSEMBLY AND ONE KEEPER PER BAG.
FOR BULK PACKAGING: ORDER HANDLE SUB-ASSEMBLY AND KEEPER PART NUMBERS SEPARATELY.
 - STEEL, ZINC PLATE, BRIGHT CHROMATE PLUS SEALER.
 - STAINLESS STEEL, PASSIVATED.
 - INSTALL USING THREE M3 OR NO.4 SCREWS (NOT SUPPLIED).

37-15-061-24	KEEPER	-	-	-	SEE NOTE 3
37-11-061-20	HANDLE SUB-ASSEMBLY	EPDM RUBBER, BLACK	SEE NOTE 3	ALUMINUM, NATURAL	-
37-10-061-20	LATCH, ASSEMBLED	-	-	-	-
37-15-061-17	KEEPER	-	-	-	SEE NOTE 2
37-11-061-10	HANDLE SUB-ASSEMBLY	EPDM RUBBER, BLACK	SEE NOTE 2	ALUMINUM, NATURAL	-
37-10-061-10	LATCH, ASSEMBLED	-	-	-	-
PART NUMBER	TYPE OF COMPONENT	HANDLE	BRACKET	RIVET	KEEPER
MATERIAL, FINISH					

THIRD ANGLE PROJECTION		 CONNECT • CREATE • INNOVATE			
MILLIMETERS [IN]					
SURFACE AREA		TOLERANCES UNLESS OTHERWISE NOTED		DESCRIPTION 37 FLEXIBLE DRAW LATCH 060 SERIES, TAB HANDLE	
VOLUME		ALL DIMENSIONS WITHOUT TOLERANCES ARE FOR REFERENCE ONLY.			
PROPRIETARY ITEM <small>EXCEPT FOR USES EXPRESSLY GRANTED IN WRITING, INFORMATION DISCLOSED HEREON IS CONFIDENTIAL AND ALL RIGHTS, PATENT AND OTHERWISE, ARE RESERVED BY SOUTHCO, INC.</small>		SIZE A3	SYSTEM NX	DWG NO. J-37-060	
PER ASME Y14.5M-1994		DRAWN BY DMS/YGC	DATE 13JAN2016	SCALE 2:1	SHEET 1 OF 1