

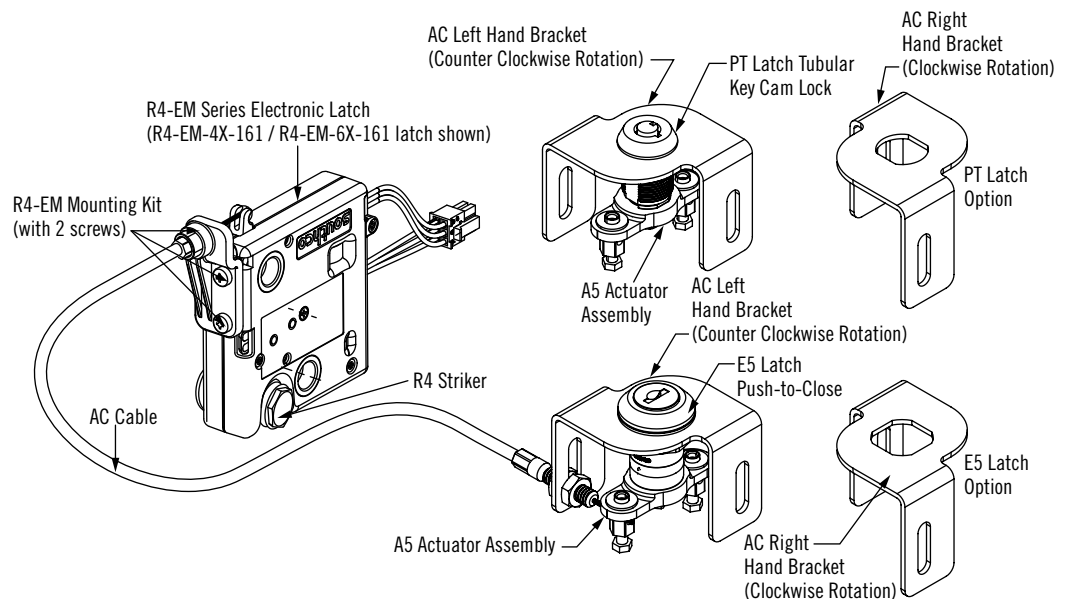
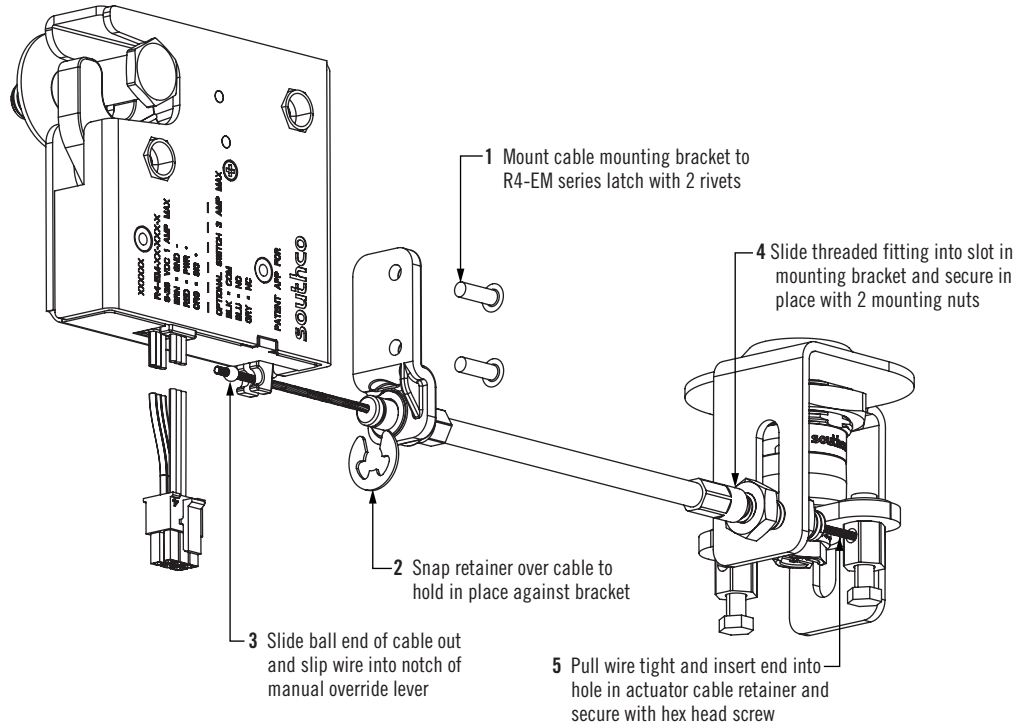
## R4-EM Mechanical Override System

- Adapts to any standard Southco R4-EM Electronic Rotary Latch
- Choose from flat key or tubular key cam latch for remote key lock
- Simple installation with multiple adjustments and customized cable lengths to suit any application.
- Accommodates clockwise or counter clockwise key rotation for latch release

Southco now offers a standard solution for remote mechanical actuation of the R4-EM Electronic Rotary Latch. The cable based solution provides a simple means of mechanically releasing the electronic lock in the event of electrical power loss providing fully redundant access.

### Installation

R4-EM Series Electronic Latch  
(R4-EM-1X-161 / R4-EM-2X-161 shown)



Other options available. For complete details on variety, part numbers, installation and specification, go to




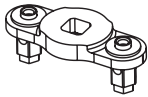
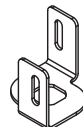

[www.southco.com/R4-EM](http://www.southco.com/R4-EM)


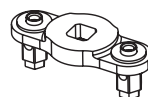


Dimensions in millimeters (inch) unless otherwise stated

**southco**  
CONNECT · CREATE · INNOVATE

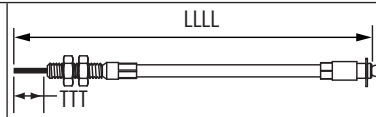
## How to Order

**Step 1** Select mechanical override lock and corresponding AC actuator assembly and AC cable bracket

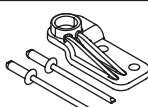
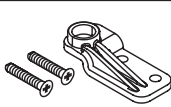
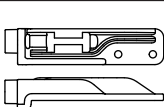
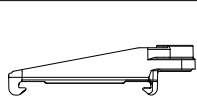
 <p><b>E5 Latch</b> Push-to-Close assembly See page 128 See drawing J-E5-53-A</p>	Description	Part Number	
	A5 Actuator	A5-99-136	
	AND		
	AC Cable Bracket (Clockwise Rotation to Unlatch)	AC-0-49617-11-R	
OR			
AC Cable Bracket (Counter Clockwise Rotation to Unlatch)	AC-0-49617-11-L		

 <p><b>PT Latch</b> Tubular Key cam Lock See page 170 See drawing J-PT-1</p>	Description	Part Number	
	A5 Actuator	A5-99-157	
	AND		
	AC Cable Bracket (Clockwise Rotation to Unlatch)	AC-0-49618-11-R	
OR			
AC Cable Bracket (Counter Clockwise Rotation to Unlatch)	AC-0-49618-11-L		

**Step 2** Determine mechanical cable length required

<p><b>Mechanical Cable</b> See drawing J-AC-C</p>	AC-COHO-4-LLLL-TTT	<p>LLLL - Length from behind ball end to end of cable TTT - Raw cable extension portion of LLLL length</p> 
---	--------------------	---

**Step 3** Order cable mounting kit (one per R4-EM latch). See page 35 to select the kit to match your application.

			
R4-EM-52	R4-EM-72	R4-EM-87	R4-EM-952

