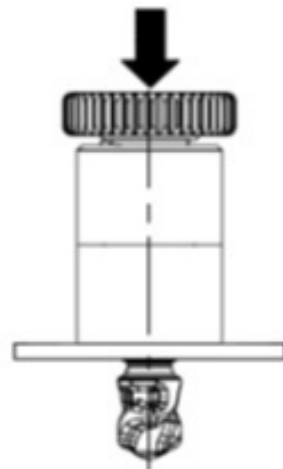


SOUTHCO PERFORMANCE GUIDELINES

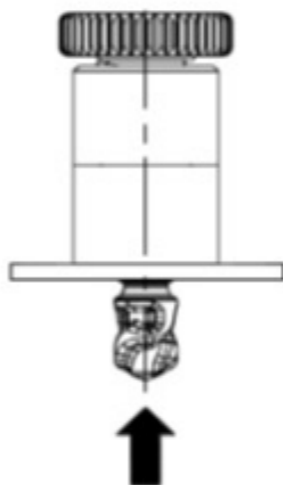
THE PERFORMANCE GUIDELINES SHOWN ON THIS PAGE ARE SUPPLIED AS A GENERAL GUIDE ONLY, AS CONDITIONS VARY WITH EACH APPLICATION AND METHOD OF INSTALLATION. STRENGTH DATA GIVEN IS FOR FAILURE OF THE PRODUCT OR FOR SUFFICIENT DEFORMATION TO MAKE PRODUCT INOPERABLE. NO SAFETY FACTOR HAS BEEN APPLIED IT IS RECOMMENDED THAT THE USER REQUEST A PRODUCT SAMPLE FOR TESTING TO DETERMINE THE SUITABILITY OF THE PRODUCT FOR THE PURPOSE INTENDED AND USER'S PARTICULAR APPLICATION.

REVISION HISTORY			
REV	DATE	BY	DESCRIPTION
A	13FEB2020	ER/ED	PRN: P2020-0293

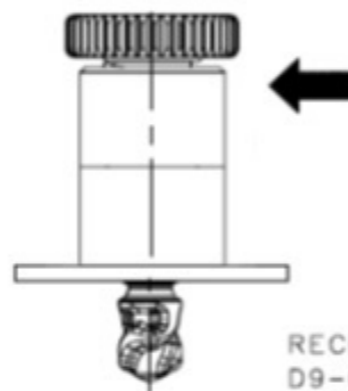
INSTALLATION LOAD



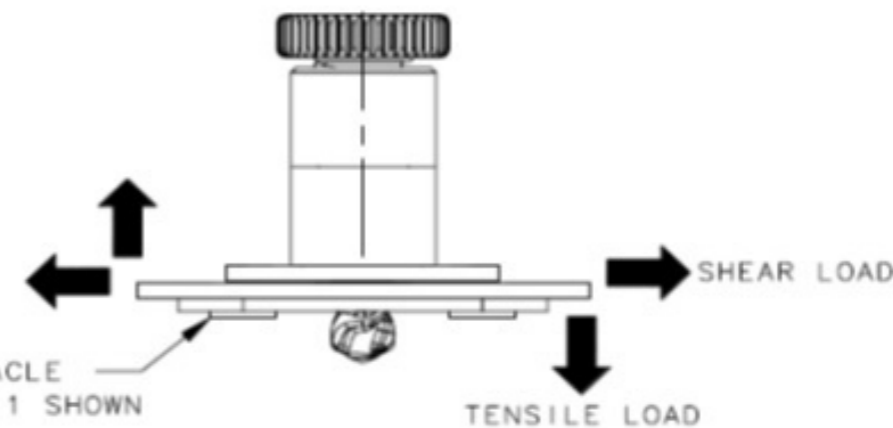
PUSH OUT LOAD



SIDE LOAD



TORQUE



ASSEMBLY PART NUMBER	INSTALLATION STYLE	MAXIMUM INSTALLATION LOAD N(lbf)	AVERAGE PUSH OUT LOAD N(lbf)	AVERAGE SIDE LOAD N(lbf)	D9 RECEPTACLE	AVERAGE ULTIMATE TORQUE N-m(in-lbf)	AVERAGE ULTIMATE TENSILE N(lbf)	AVERAGE ULTIMATE SHEAR N(lbf)	20g SHOCK TEST WEIGHT KG(lb)
D9-52-1311-K	PRESS-IN	10000 (2248)	922 (207)	373 (84)	D9-61-11	2.2 (19.5)	1198 (269)	1227 (276)	NOT TESTED
					D9-62-11	2.2 (19.5)	1311 (295)	1471 (331)	NOT TESTED
					D9-63-11	NOT TESTED	1292 (290)	1078 (242)	2.3 (5)
D9-52-3311-K	FLARE-IN	3000 (674)	892 (200)	336 (75)	D9-61-11	2.2 (19.5)	NOT TESTED	1355 (305)	NOT TESTED
					D9-62-11	2.2 (19.5)	NOT TESTED	1395 (314)	NOT TESTED
					D9-63-11	2.2 (19.5)	NOT TESTED	1009 (227)	NOT TESTED

NOTES:

- MAXIMUM INSTALLATION LOAD - THE HIGHEST RECOMMENDED INSTALLATION FORCE
- AVERAGE PUSH OUT LOAD - THE AVERAGE LOAD THAT CAUSES FAILURE OR EXCESSIVE DEFORMATION WHICH RENDERS THE PRODUCT INOPERABLE
- AVERAGE SIDE LOAD - THE AVERAGE LOAD THAT CAUSES FAILURE OR EXCESSIVE DEFORMATION WHICH RENDERS THE PRODUCT INOPERABLE
- AVERAGE ULTIMATE TORQUE- THE AVERAGE FORCE THAT CAUSES FAILURE OR EXCESSIVE DEFORMATION WHICH RENDERS THE PRODUCT INOPERABLE
- AVERAGE ULTIMATE TENSILE - THE AVERAGE FORCE THAT CAUSES FAILURE OR EXCESSIVE DEFORMATION WHICH RENDERS THE PRODUCT INOPERABLE
- AVERAGE ULTIMATE SHEAR - THE AVERAGE FORCE THAT CAUSES FAILURE OR EXCESSIVE DEFORMATION WHICH RENDERS THE PRODUCT INOPERABLE
- 20g SHOCK TEST- THE WEIGHT THAT WILL PASS WITHOUT FAILURE OR EXCESSIVE DEFORMATION WHICH RENDERS THE PRODUCT INOPERABLE

REF: trD9-37413
trD9-40262
trD9-40399

THIRD ANGLE PROJECTION		southco [®] CONNECT • CREATE • INNOVATE	
MILLIMETERS [IN]			
SURFACE AREA		TOLERANCES UNLESS OTHERWISE NOTED	
VOLUME		DESCRIPTION D9-52 QUICK ACCESS FASTENER	
PROPRIETARY ITEM <small>EXCEPT FOR USES EXPRESSLY GRANTED IN WRITING, INFORMATION DISCLOSED HEREON IS CONFIDENTIAL AND ALL RIGHTS, PATENT AND OTHERWISE, ARE RESERVED BY SOUTHCO, INC.</small>		SIZE A3	SYSTEM NX
PER ASME Y14.5M-1994		DWG NO. TD-D9-52-1	DATE 13FEB2020
		DRAWN BY ER	SCALE 1:1
			SHEET 1 OF 1